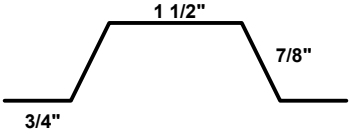
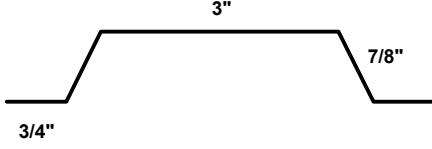
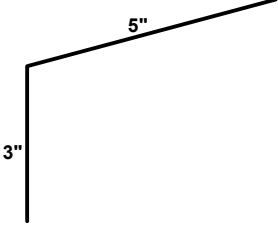
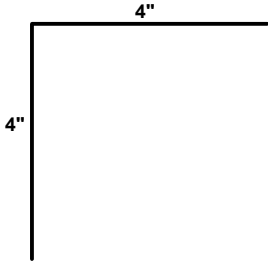
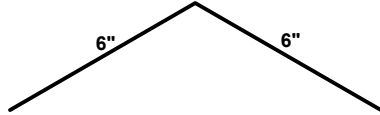
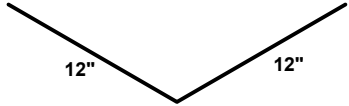


<p>$\frac{7}{8}$" X 1-1/2" HAT CHANNEL _____ pcs @ 10'-0"</p> 	<p>$\frac{7}{8}$" X 3" HAT CHANNEL _____ pcs @ 10'-0"</p> 	<p>EAVE SUPPORT _____ Slope / Angle _____ pcs @ 10'-0"</p> 
<p>RAKE SUPPORT _____ pcs @ 10'-0"</p> 	<p>HIP / RIDGE SUPPORT _____ Slope / Angle _____ pcs @ 10'-0"</p> 	<p>VALLEY SUPPORT _____ Slope / Angle _____ pcs @ 10'-0"</p> 

Material:

Color/Finish:

22ga Steel 22ga Stainless Steel
 24ga Steel 24ga Stainless Steel
 26ga Steel 26ga Stainless Steel
 .032 Aluminum 16 oz Copper
 .040 Aluminum 20 oz Copper
 .050 Aluminum
 .063 Aluminum

Color: _____

Unpainted: _____

Other: _____

Notes:

¹Up to 21' lengths available, subject to minimum quantity requirements

Print Approved By: _____

Date: _____

Page ___ of ___

Project Name: _____

Architect: _____

Installer: _____

General Contractor: _____