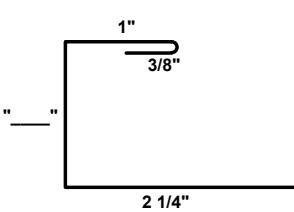
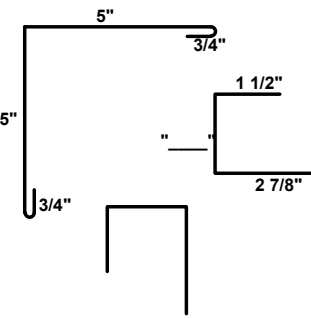
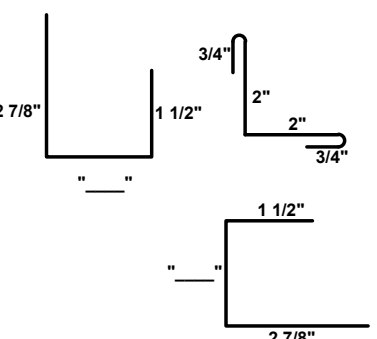
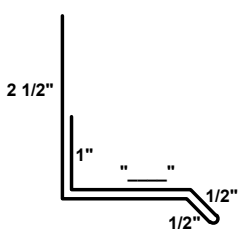
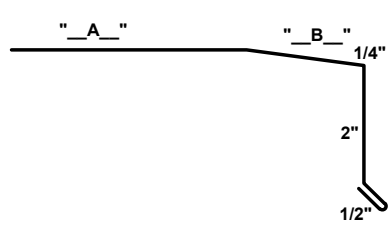
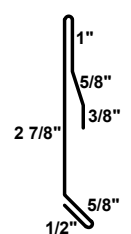
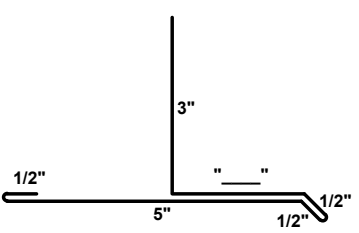
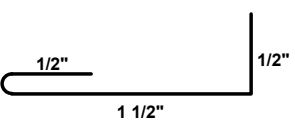
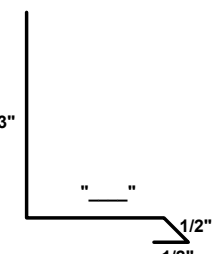


<p>J CHANNEL _____ pcs @ 10'-0"</p> 	<p>OUTSIDE CORNER _____ pcs @ 10'-0"</p> 	<p>INSIDE CORNER _____ pcs @ 10'-0"</p> 
<p>SILL _____ pcs @ 10'-0"</p> 	<p>WINDOW SILL _____ pcs @ 10'-0"</p> 	<p>STARTER STRIP _____ pcs @ 10'-0"</p> 
<p>FASCIA TRANSITION _____ pcs @ 10'-0"</p> 	<p>ANGLE TRIM _____ pcs @ 10'-0"</p> 	<p>BASE _____ pcs @ 10'-0"</p> 

Material:

Color/Finish:

- 22ga Steel
- 24ga Steel
- 26ga Steel
- .032 Aluminum
- .040 Aluminum
- .050 Aluminum
- .063 Aluminum
- 22ga Stainless Steel
- 24ga Stainless Steel
- 26ga Stainless Steel
- 16 oz Copper
- 20 oz Copper

Color: _____

Unpainted: _____

Other: _____

Notes:

¹Up to 21' lengths available, subject to minimum quantity requirements

Print Approved By: _____

Date: _____

Page ___ of ___

Project Name: _____

Architect: _____

Installer: _____

General Contractor: _____